

Home learning pack

Please upload all home learning to **tapestry!**

This can be any types of learning!

Videos of conversations, adding numbers, talking about friends ect.

Everyday your child should be participating in the following:

Phonics (Reading)

Maths (The pack contains different ideas for teaching maths at home)

Writing (The pack contains different ideas for teaching early writing at home)
and playing with others!


EYFS FRAMEWORK:

<https://www.foundationyears.org.uk/files/2012/03/Development-Matters-FINAL-PRINT-AMENDED.pdf>

Number recognition

Up to 20

Children need to be able to count to 20 and recognise the numeral.



Prepare some sticky notes with various numbers and place them in front of the children armed with fly swatters. The goal of this simple yet fun game is for the little ones to identify the number on the dice and match it with the ones written on sticky notes before smacking the correct answer with a fly swatter!

This can be adapted where you call out different numbers or ask 'What is one more than 5' the child would then touch number 6.



Create 'eggs' by cutting out oval shapes from cardboard and write different numbers on them. Let the kids identify the numbers and crack the eggs by punching the corresponding number of holes in them. This exercise can also help develop hand muscles.

This can also be done to numbers up to 20.

Ordering to 20 Cut and Stick Activity Sheet

1		3	4			7			10
11			14		16		18	19	

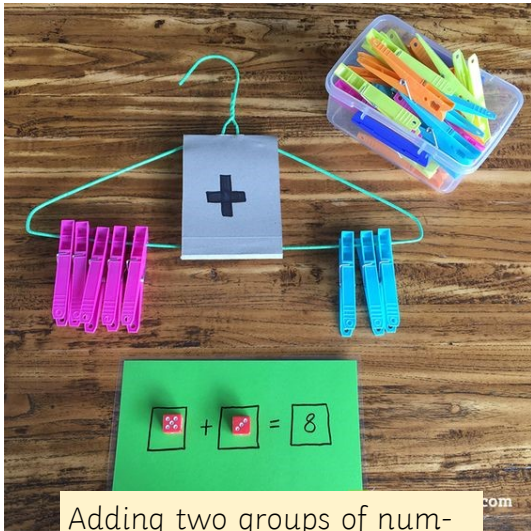
Cut out the numbers below. Stick them in the correct order above.

8	20	15	12	9	2	17	13	6	5
---	----	----	----	---	---	----	----	---	---

Work sheet—Children cut out and place the numbers into the gaps

Addition

Children need to be able to add two groups of numbers together . This also includes adding a 2 digit number to a 1 digit number



Adding two groups of numbers together.

Children can add two groups of numbers.

You can use pegs, balls, toys , food and much, much more to get children to add groups of objects together .

Challenge:

Get the child to write out the number sentence

Vocabulary

Use words such as "Addition, add, the total"



Snakes and ladder games are always great for addition and subtraction..

Games like snake's and ladders can be used to help children count on.

If the child is on number 4 and they need to move 3 more spaces get the children to try and work out how many is in total before they count on.

Vocabulary

Addition, more than, less than, subtraction.


Addition websites/videos

<https://www.youtube.com/watch?v=C6KDz2mAn9o>

<https://www.topmarks.co.uk/maths-games/5-7-years/addition-and-subtraction>

Doubling and halving


Children need to be able to double and half numbers using physical objects.



Snack time?

Get your child to halve the fruit by sharing it. Look at odd and even numbers.

Eg: Share 4 berries—one for me, one for you, one for me, one for you ... How many do we have each ... 2...



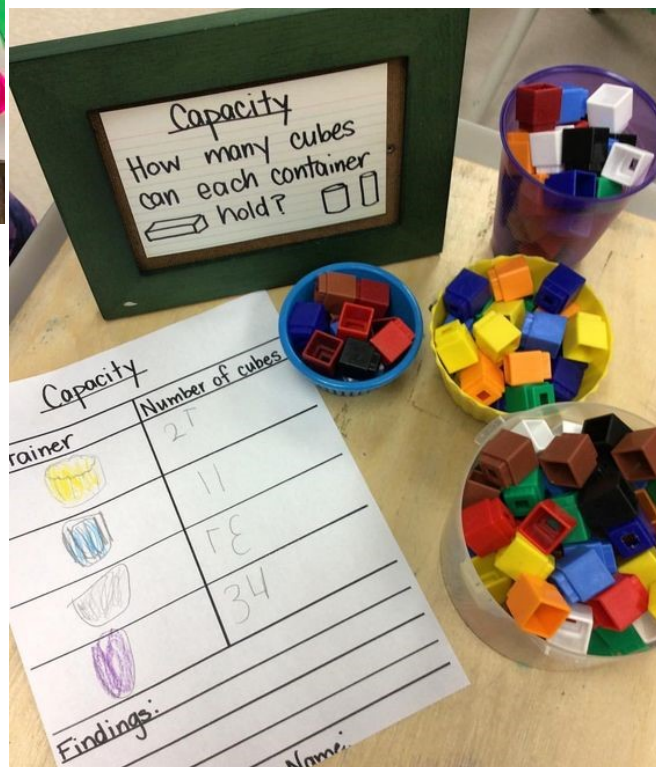
Lets double.

Doubling can be a hard concept. You can use a mirror to show doubling.


Key Vocabulary: More than, less than, half, halves, double, repeat, add, equals



Get your child to measure items, they can use cubes, rulers, hands, feet and MUCH, MUCH MORE !



Get your child to observe nature and categorise it into different themes.



Words that can not be sounded

Phase 3 Tricky Words

he she we me

be you all are

her was they my

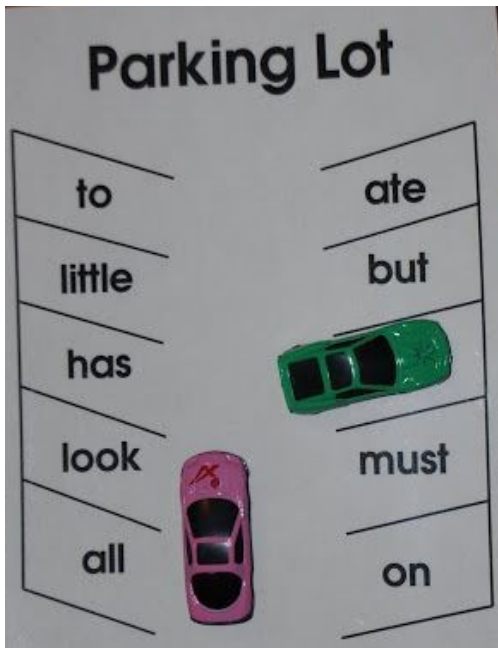
Phase 4 Tricky Words

said have like so do

some come little one were

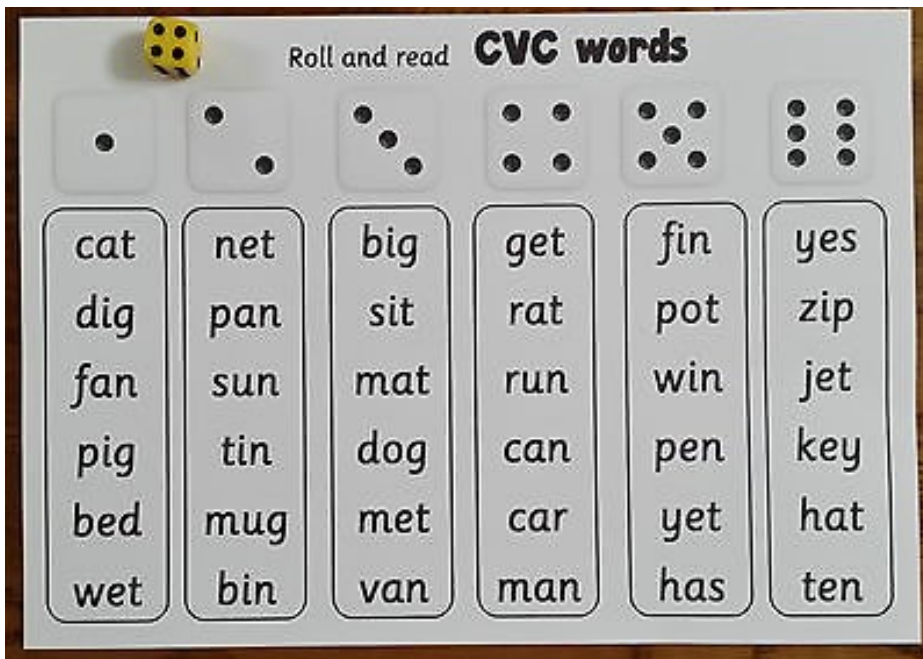
out what when there

Word recognition



Write some words into car parking spaces and your child to go to ones they read about.

- This can be a mixture of red words (words you can not sound out) and green words (words you can sound out).



You can make games like this at home with your child. Words can be adapted based on how well the child is able to read them.

Creating a story



Get your children to create speech bubbles for different fruit and vegetables.

Try and let your child sound out words independently. You can have a red words chart by in case they need help.

If you go shopping encourage your child to help make a shopping list.

A diary of what the child has done during the day is also a good way of getting them to reflect and write for a purpose.



Expressive arts and design.

Talk about what the children are making.

Ask them questions but don't try and do the work for them.

It doesn't matter if it is not perfect!



Create pictures using different resources

- Leaves
- Sticks
- Fruit/Vegetables



Salt Dough Recipe

You will need:

- 1 cup of salt
- 2 cups of plain flour
- 3/4 cup of boiling water
- Acrylic Paints
- Sealer (Varnish or PVA)

Instructions:

1. Add salt and plain flour to a bowl, gradually adding hot water.
2. Mix together till a dough forms (make sure it isn't sticky).
3. Air dry over night before putting your salt dough creations in the oven, 120 degrees for around 3 hours.
4. Allow to air dry for another day if possible to ensure the dough is fully dried out.
5. Decorate with acrylic paints and seal with varnish or PVA glue.

Learning and Exploring Through Play

Maths Websites

Number bonds

<https://www.youtube.com/watch?v=LD9tjBUiXsO>

Subtraction

<https://www.youtube.com/watch?v=qyNwQq1Jkas>

Addition

<https://www.youtube.com/watch?v=C6KDz2mAn9o>

Doubling

<https://www.youtube.com/watch?v=yLrjRxLsHAE>

<https://www.youtube.com/watch?v=Bot83VxMLqM>

<https://www.youtube.com/watch?v=AtOquRa9Ors>

Phonics

Mr T has lots of phonics videos

<https://www.youtube.com/user/breakthruchris/videos>

Set 1 phonics card RWI

<https://www.youtube.com/watch?v=s6OiU2h3sUI>

Set 2 phonics card RWI

<https://www.youtube.com/watch?v=p7hRbrpq5Bo>

Songs

https://www.youtube.com/watch?v=BZ-qLUIj_AO

<https://www.youtube.com/watch?v=K6DSMZ8b3LE>

<https://www.youtube.com/watch?v=8nokRGhevCw>

<https://www.youtube.com/watch?v=SYnOHSVePbA>

<https://www.youtube.com/watch?v=PCxjuDePdCI>

Monday	Tuesday	Wednesday	Thursday	Friday
Phonics 10 Minutes	Phonics 10 Minutes	Phonics 10 Minutes	Phonics 10 Minutes	Phonics 10 Minutes
Reading 10 minutes	Reading 10 minutes	Reading 10 minutes	Reading 10 minutes	Reading 10 minutes
Maths Pick a variety of maths games/ activities	Maths Pick a variety of maths games/ activities	Maths Pick a variety of maths games/ activities	Maths Pick a variety of maths games/ activities	Maths Pick a variety of maths games/ activities
Writing Vary the writing ideas -Shopping lists - creating a book -Labelling objects in the house -Poems	Writing	Writing	Writing	Writing