

T

he Heffington Post
10th May 2020



Every Moment Matters



Celebrating the 75th Anniversary of VE Day!

These children have been busy creating their own exhibitions at home with some great ideas to share. Painted poppies falling from the sky, flags to wave, doughnuts spelling out words and an evacuee letter. Well done everyone!

Middleton Farm
Falmouth
Cornwall

102 Redford Road
Hackney
London

Dear Ma,

I have arrived safe and well, but it is very strange, and I am sad to be away from you and I am worried about Pop.

The train journey was scary because there was lots of people all crammed into a small space, I thought that I was going to get squashed and I struggled to breathe.

The view out the train window was extraordinary! Lots of green fields, trees and what I was told were sheep! I thought they were fallen clouds.

The family I am staying with are nice so far and make good food! They gave me a fresh egg from the chicken! Did you know eggs come from chickens? And milk comes from cows!

Mr Middleton picked me up from the station and we rode in the buggy all the way back to the white cottage at the end of a very small and bumpy lane!

Mrs Middleton and Mr Middleton have no children, so I am to help on the farm and learn about the animals! If I do well Mrs Middleton will bake me buns and cakes for treats!

I miss you so much ma, I miss my kiss goodnight and you stroking my hair, I know I have to be here and I promise to be good, but you will send for me as soon as it is safe?

I love you

Love your loyal son



So, what else have you all been getting up to this week?





One of our Year 3 pupils has been busy being creative in the garden planting up her own hanging basket.



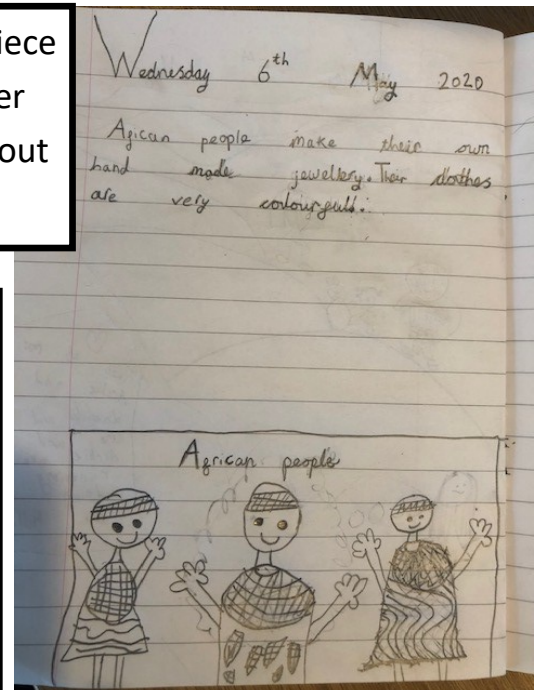
These two brothers have been busy doing some Fabulous Friday cooking and have created a non-traditional Victoria sponge.

This young chap decided to look at his Great Gramps' war medals to design his own as well as writing instructions for others to follow. He also made VE Day buns to eat and had a go at deciphering Morse Code. And if that wasn't enough to keep him busy, he also drew the 'big 5' as part of his Africa project which included researching facts about them to create a fact file. Wow! What a very busy chap! Well done!

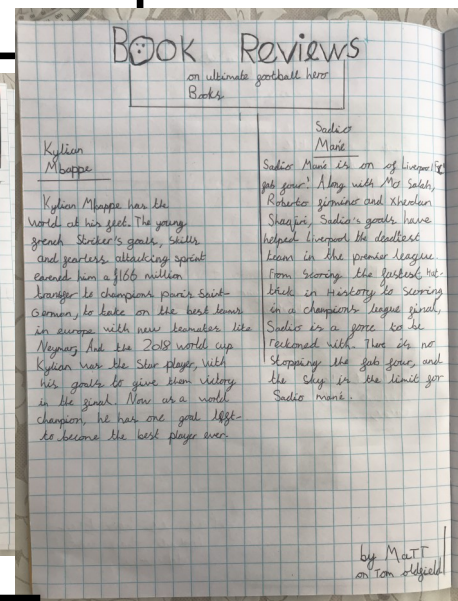
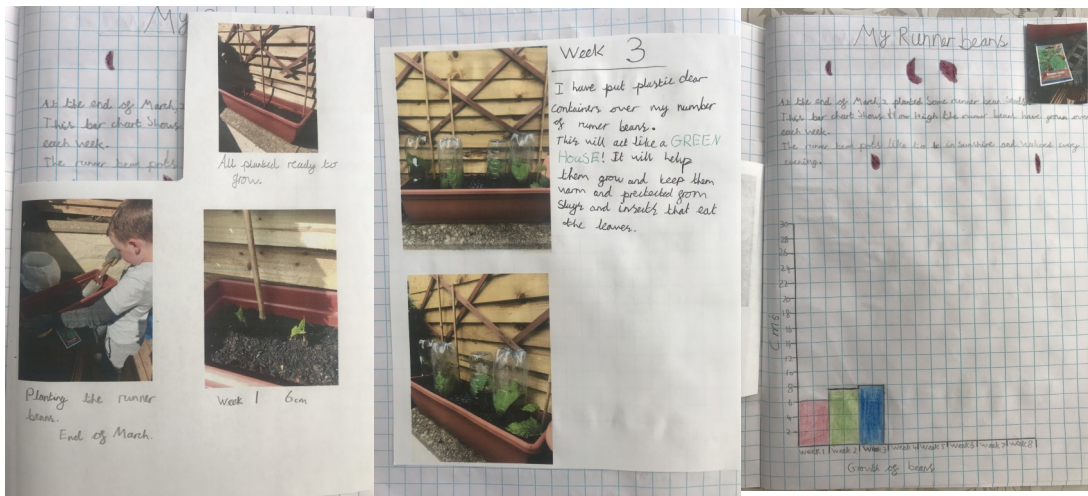


A Year 2 piece of energizer writing about Africa.

We are loving the ingenuity of this young chap, who has decided that Thursday can also be fabulous—and why not?! Friday doesn't have to be the only fabulous day of the week! Thumbs up for a great idea!



This Year 3 pupil has been writing out his book reviews from his Ultimate football collection autobiographies. He has also been working on his own Runner Bean project too, plotting growth onto a bar graph and writing up its progress too! Well done!



This Year 6 pupil spent an afternoon designing his own T-shirt and finished making it on Friday, ready to be worn on the weekend. Having designed it he then ironed on the printed transfers and fabric painted the lettering using a stencil and sponge. What a great result!





This young lady has been very busy collating all her work in two books—one for her maths work and another for her English work. She is clearly very proud of her achievements.

Making bird feeder fat balls in school with Mrs Royle.



This brother and sister have been busy with so many exciting projects this week! These include: a very well presented non-chronological report about Cairo, a poster showing leaves and flowers seen on their daily walk, a beautiful piece of artwork showing a tulip field painted with acrylics, capturing the beauty of flowers in ice, a very creative use of toilet rolls and making the most of the sunny weather with some clever shadow stencils. Cooking has also featured this week at this family's home and of course, who could miss the new addition to the family—say hello to dear little Bluebell everyone! Another new puppy ha moved in to the Perran-ar-Worthal community. Soooooo cute!



CAIRO THE CAPITAL OF EGYPT

Do you want to see the pyramids? Are you a traveller that wants to see Egypt? In this report I am going to about the great city of Cairo. The delicious food you can try and the HUGE pyramids

Food

What is there to eat? If you went to Cairo you could try:

- **Falafel** A famous dish made of chickpeas.
- **Koshari** A food made from chickpeas pasta fried onions and rice
- **Mahashi** A dish made of rolled cabbage leaves and rice
- **Fattah** A dish made from meat pita bread and rice

Buildings

There are lots of interesting landmarks in Cairo especially the Valley of the Kings because Tutankhamun's tomb was found in it! The great pyramids of Giza are the main amazing attraction! It was built when Stonehenge was built in 3000BC. The great sphinx is one of the biggest sculptures in the world measuring at 240 feet! The sphinx is made from a lions body and a humans head!



The Pyramids and Sphinx of Giza



Language

Hieroglyphics is the language of Egypt. It is a picture system for reading and writing. It can be found nearly everywhere! You could find them on Tutankhamun's tomb!



Egyptian Hieroglyphics

Summary

To sum it up, Cairo is in Egypt and is a very interesting place to go because there is lots to see, eat and experience.




Cairo and the Pyramids

This week, the Year 5 pupils were set the challenge of creating their own Haiku Poems. Here are some excellent examples of the work some of some of our Kingfishers. Well done!

I glide through soft seas.
My gill sways behind my head.
I can change colour.

シーホース
Sea horse



シイホニス
Sea horse

The small specimens,
That swim in South East Asia,
Have tubular mouths.

Lurk in fan corals.
Breathing through my single gill.
I'm camouflaged.

Haikus 俳句
By Fred Wadlington

Two Trees
The two trees are so tall, one as thin as willows, the other is a bush.

木

Winter
Playing in the snows we can all go sledging now, I will wear my gloves.

冬

My Cat
Tom jumps on the chair, her green eyes gull as mischief's waiting attention.

ネコ

Spring
Spring is on the way, Easter brings you chocolate eggs we can go outside.

春

The Lion
My pride live on the hot African Savanas, our mane so golden.

ライオン

Orange autumn leaves, Wab walks, crunchy subjects, Squirrels chiding nuts. *rules canon*

ハイクス
ハイ
ク
ス

The hedge was recently peaching for the night blue. *rules canon*

ハイクス
ハイ
ク
ス


Swinging through the trees DNA like you people, I like bananas! *rules canon*

ハイクス
ハイ
ク
ス

A pigeon flies in, helps himself to peasant corn, now too fat to fly! *rules canon*

ハイクス
ハイ
ク
ス

Can't share a kitchen with your friends? Well, these children have found a way around that by sharing their passion for cooking via skype with other keen bakers—here the talented chefs have created ginger chewy biscuits and scones together—almost as if they were in the same kitchen! Brilliant!





Happy Birthday to this young man who has very recently turned 10! Not only has he been busy celebrating his birthday, he has been busy being creative and working hard at home.



Helping dad paint his room orange and helping dad demolish the bathroom!



Carrying out a science experiment on water resistance.



Planting a variety of vegetables to record their growth—with a little help from Coco!

Playing some volleyball in the sea during daily exercise.



Below is a story written by a Year 3 pupil Inspired by Cornish Myths and Legends. A piece of work to be very proud of. Well done!

Cornish Myths and Legends

The Story of Two Cornish Mermaids

The Seaton Mermaid- A Curse

Characters:

1. The Mermaid (she curses Seaton)
2. Paul Pengelly (The man who flirts with the mermaid)

Long, long ago, in a town called Seaton, a mermaid played with a shoal of pilchard. She had a lovely shimmering, silver tail. The pilchard were swimming close to the shore and were spotted by local fishermen who instantly launched their boats out onto the water. One of these fishermen, Paul Pengelly, spotted the mermaid in the sparkly water and gave her a flirtly smile. The mermaid flicks her tail at him smiles back. They knew they were friends.



Paul was concentrating on catching the fish, but accidentally trapped the mermaid in the nets. Paul freed her but she was already furious so she cursed Seaton and summoned a ferocious sandstorm, leaving the town covered with thick layers of sand. The ancient town of Seaton was lost forever.

Conclusion:

Paul wondered why the mermaid felt angry and insulted, but it was too late. She had already cursed the whole town. He was concentrating on catching the fish, not paying attention at all, to the mermaid. This mistake cost the existence of the town.

Seaton Now:

Seaton was never a busy port again. Now it is a quiet beach where everyone can visit and enjoy themselves. It is said the mermaid still shifts the sands, with the beach changing day by day.


Cornish Myths and Legends

The Mermaid of Zennor- A Love Story

Characters:

1. The mermaid of Zennor, named Movergen (mysterious young lady)
2. Mathew Trevella (the man who ran away with the mermaid and married her)!!

Once in Zennor there was a beautiful church with very talented singers. A mysterious lady kept appearing until one day she heard the beautiful singing of Mathew Trevella. They fell in love and he took her by the hand and ran away. When they were running to the cliff, the lady's gown fell away to reveal not two human legs, but a mermaid tail. Mathew didn't care what she was, he just knew they were meant to be together. So they turned and ran to the sea, never to be seen again!!!



The Mermaid's Chair:

The beautiful girl visited the church occasionally over several years. She always sat on the very same chair. When the villagers learned of the fate of Mathew Trevella, they carved the chair upon which she sat. The carvings showed a mermaid holding a comb in one hand and a mirror in the other. The carved chair was a warning to young men, not to run away with mysterious mermaids.

Conclusion:

There is evidence that these events actually happened, since in that very church still stands that magnificent chair! I have visited Zennor Church and seen the ancient chair that Movergen sat upon.





Another birthday shout out for one of our PAW pupils! Happy Birthday to this happy chappie! Hope you had a great day?

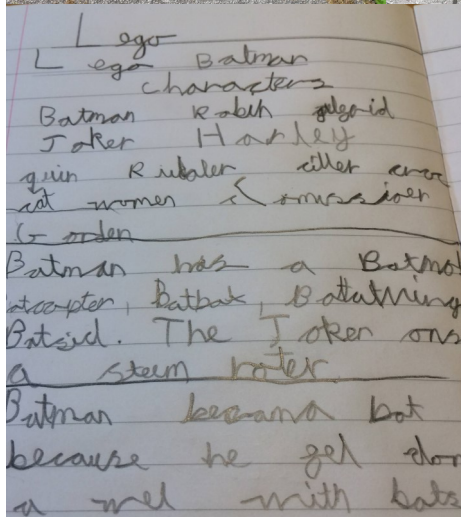
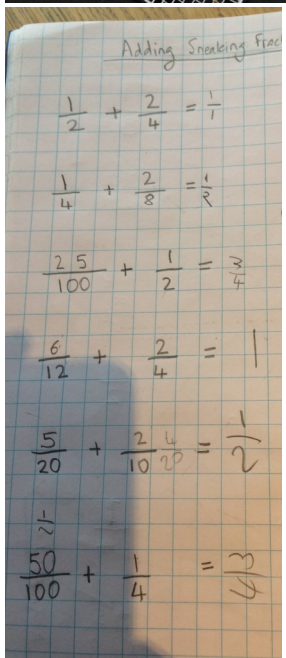


This Year 2 pupil has been busy planting and making clay models. A lovely way to be creative at home.

This little Puffin has been busy litter picking around the village (I think I recognise that gateway), building dens in the garden and baking some delicious looking biscuits. Yummy!



This Year 2 child has been busy working out fractions, writing a non-chronological report and creating this amazing piece of art work. Well done!



Even though schools are closed, our big prize draw is back for a seventh year!



You could win **£5,000/€5,000** of National Book Tokens for your school's library, ready to spend when schools reopen – and if your entry is picked, **you'll also get £100/€120** of National Book Tokens to spend on yourself! Click on this link below to find out more.



<https://www.nationalbooktokens.com/schools>



Good morning all, Sam Teasdale here from the Cornish Pirates. Hope all is good as can be! I am sending over our 'Shirt Design' and 'Mascot Design' templates in case any schools would like to participate in the competition, for a chance to win a signed squad photo from 2019-20. If your school is not on social media then please feel free to simply send back to me! Stay safe, Sam



DESIGN A KIT!

Create your own wild and colourful Cornish Pirates shirt for a chance to win a signed 2019/20 Cornish Pirates squad photo! Get creative and have some fun!

You can print this template to draw your design, or you can use a spare piece of paper or card at home!

To enter, get your parents to snap and share your design on social media, tagging @CornishPiratesInTheCommunity. Closing date for entries: 31.05.20



DESIGNED BY:



DESIGN A MASCOT!

Create your own Cornish Pirates mascot for a chance to win a signed 2019/20 Cornish Pirates squad photo! Get creative and have some fun!

To enter, get your parents to snap and share your design on social media, tagging @CornishPiratesInTheCommunity. Closing date for entries: 31.05.20

You can print this template to draw your design, or you can use a spare piece of paper or card at home!

DESIGNED BY:



Thank You Message for Parents

Dear parents

At a time where we may be considering changes ahead after the many weeks we have been apart, we would like to take this moment to look back over the last 7 weeks and pay tribute to the amazing support you have given your children during the COVID19 lock down.

We recognise that many of you have continued to work as well as home school and we are under no illusion that this has brought many pressures for you as a parent. We applaud your amazing efforts in all that you do for your children with the additional burdens you may have had to carry. Thank you.

So here it is, our message to you, please 'take time' for you and your family, when you can. Working and home schooling full time is above and beyond what we would ever want our parents to be burdened with. The expectation to complete every task online is not the most important thing at this current time, so please do not feel guilty if some tasks are not completed—you and your child's wellbeing is of greater importance. Remember to get in touch if you feel you need to—we are here for you as well as your child.

We love seeing the school work that the children are clearly very proud of, but we also love the wonderful photos of your children having fun in the garden, helping at home, cooking, painting etc. perhaps even having Fabulous Thursdays as well as Fabulous Fridays!

Until we meet again, let them eat more honey and....in the style of Winnie the Pooh...

Don't underestimate
the value of Doing Nothing,
of just going along,
listening to all the
things you can't hear,
and not bothering.

