







Morning Lessons		Afternoon Lessons, Vocabulary Pyramids and Fab Friday																					
<div style="border: 1px solid blue; padding: 5px;"> <h3 style="text-align: center;">English</h3> <table border="1" style="width: 100%; border-collapse: collapse;"> <tr> <td style="width: 10%; text-align: center;">Genre</td> <td>Character Description within a narrative</td> </tr> <tr> <td style="text-align: center;">Features</td> <td> <ul style="list-style-type: none"> <li>Figurative language</li> <li>Metaphor</li> <li>Describing physical appearance</li> <li>Describing character</li> <li>Thoughts and feelings</li> <li>Speech</li> <li>Cohesion</li> </ul> </td> </tr> <tr> <td style="text-align: center;">No Nonsense Grammar</td> <td>           Strand 2 - Nouns and Noun Phrases           <ul style="list-style-type: none"> <li>Nouns and pronouns to aid cohesion</li> </ul>           Strand 3 - Adverbials           <ul style="list-style-type: none"> <li>How, when or where</li> <li>Cause, purpose or reason</li> <li>Placement for effect</li> </ul> </td> </tr> <tr> <td style="text-align: center;">Spelling</td> <td>           's' sounds spelled 'sc'            A soft 'c' spelt with 'ce'            A soft 'c' spelt with 'ci'            Word families based on common words         </td> </tr> </table> </div>	Genre	Character Description within a narrative	Features	<ul style="list-style-type: none"> <li>Figurative language</li> <li>Metaphor</li> <li>Describing physical appearance</li> <li>Describing character</li> <li>Thoughts and feelings</li> <li>Speech</li> <li>Cohesion</li> </ul>	No Nonsense Grammar	Strand 2 - Nouns and Noun Phrases <ul style="list-style-type: none"> <li>Nouns and pronouns to aid cohesion</li> </ul> Strand 3 - Adverbials <ul style="list-style-type: none"> <li>How, when or where</li> <li>Cause, purpose or reason</li> <li>Placement for effect</li> </ul>	Spelling	's' sounds spelled 'sc' A soft 'c' spelt with 'ce' A soft 'c' spelt with 'ci' Word families based on common words	<div style="border: 1px solid yellow; padding: 5px;"> <h3 style="text-align: center;">Maths</h3> <table border="1" style="width: 100%; border-collapse: collapse;"> <tr> <th style="width: 15%;">Unit</th> <th>Language</th> </tr> <tr> <td>Number: Fractions</td> <td>Whole, part, mixed number, proper fraction, improper fraction, equivalent, number line</td> </tr> <tr> <td>Number: Decimals</td> <td>Tenths, place value, hundredths, equal parts, decimal point, convert, equivalent, number line</td> </tr> </table> <div style="border: 1px solid green; padding: 5px; margin-top: 5px;"> <p style="text-align: center;">SMSC </p> <p style="text-align: center;">Healthy Me </p> </div> <div style="border: 1px solid blue; padding: 5px; margin-top: 5px; text-align: center;">  <p style="font-size: 1.2em;">Class Book: Rendezvous in Russia</p> </div> <div style="border: 1px solid blue; padding: 5px; margin-top: 5px; text-align: center;"> <p style="font-weight: bold;">Skills Builder</p> <div style="display: flex; justify-content: space-around;">   </div> </div> </div>	Unit	Language	Number: Fractions	Whole, part, mixed number, proper fraction, improper fraction, equivalent, number line	Number: Decimals	Tenths, place value, hundredths, equal parts, decimal point, convert, equivalent, number line	<div style="border: 1px solid pink; padding: 5px;"> <h3 style="text-align: center;">Physical Education—Tag Rugby</h3> <div style="text-align: center; margin-bottom: 10px;">  <h4 style="margin: 0;">Key Success Criteria</h4> </div> <ul style="list-style-type: none"> <li><span style="border: 1px solid black; border-radius: 50%; padding: 2px;">P</span> Pupils will be able to apply a secure understanding of passing, moving to create space and score. Pupils will apply tagging to prevent an attacker scoring.</li> <li><span style="border: 1px solid black; border-radius: 50%; padding: 2px;">C</span> Pupils will demonstrate a growing understanding of the difference between attack and defence, understanding when and why to apply certain skills.</li> <li><span style="border: 1px solid black; border-radius: 50%; padding: 2px;">S</span> Pupils will develop and apply life skills such as trust and cooperation as they collaborate with others and apply the rules of the game.</li> <li><span style="border: 1px solid black; border-radius: 50%; padding: 2px;">W</span> Pupils will continue to develop and apply life skills such as resilience and self motivation as they strive to improve their own performance and understanding.</li> </ul> </div>	<div style="border: 1px solid orange; padding: 5px;"> <h3 style="text-align: center;">Computing</h3> <div style="text-align: center; margin-bottom: 10px;"> <h4 style="margin: 0;">Repetition in Games</h4> </div> <table border="1" style="width: 100%; border-collapse: collapse;"> <tr> <td style="width: 5%; text-align: center;">Tier 3</td> <td>Code snippets, simultaneous, count-control, modify</td> </tr> <tr> <td style="text-align: center;">Tier 2</td> <td>Attributes, combine, algorithm, loop, infinite</td> </tr> <tr> <td style="text-align: center;">Tier 1</td> <td>Repeat, repetition, commands, actions, sequence</td> </tr> </table> </div>	Tier 3	Code snippets, simultaneous, count-control, modify	Tier 2	Attributes, combine, algorithm, loop, infinite	Tier 1	Repeat, repetition, commands, actions, sequence
Genre	Character Description within a narrative																						
Features	<ul style="list-style-type: none"> <li>Figurative language</li> <li>Metaphor</li> <li>Describing physical appearance</li> <li>Describing character</li> <li>Thoughts and feelings</li> <li>Speech</li> <li>Cohesion</li> </ul>																						
No Nonsense Grammar	Strand 2 - Nouns and Noun Phrases <ul style="list-style-type: none"> <li>Nouns and pronouns to aid cohesion</li> </ul> Strand 3 - Adverbials <ul style="list-style-type: none"> <li>How, when or where</li> <li>Cause, purpose or reason</li> <li>Placement for effect</li> </ul>																						
Spelling	's' sounds spelled 'sc' A soft 'c' spelt with 'ce' A soft 'c' spelt with 'ci' Word families based on common words																						
Unit	Language																						
Number: Fractions	Whole, part, mixed number, proper fraction, improper fraction, equivalent, number line																						
Number: Decimals	Tenths, place value, hundredths, equal parts, decimal point, convert, equivalent, number line																						
Tier 3	Code snippets, simultaneous, count-control, modify																						
Tier 2	Attributes, combine, algorithm, loop, infinite																						
Tier 1	Repeat, repetition, commands, actions, sequence																						
		<div style="border: 1px solid blue; padding: 5px;"> <h3 style="text-align: center;">RE</h3> <div style="text-align: center; margin-bottom: 10px;"> <h4 style="margin: 0;">Key Question L2.9:</h4> <p>How do festivals and worship show what matters to Muslims?</p> </div> <div style="text-align: center; margin-bottom: 10px;"> <h4 style="margin: 0;">Key Question L2.10:</h4> <p>How do festivals and family life show what matters to Jewish people?</p> </div> <table border="1" style="width: 100%; border-collapse: collapse;"> <tr> <td style="width: 5%; text-align: center;">Tier 1</td> <td>Ibadah, Ramadan, Eid-ul-Fitr, Islam, Muslim, Surah, Qur'an, Allah, Exodus, Jewish, Rosh Hashanah, Yom Kippur, Passover</td> </tr> <tr> <td style="text-align: center;">Tier 2</td> <td>worship, belief, celebrate, reflection</td> </tr> <tr> <td style="text-align: center;">Tier 3</td> <td>control, forgiveness, festival, community</td> </tr> </table> </div>	Tier 1	Ibadah, Ramadan, Eid-ul-Fitr, Islam, Muslim, Surah, Qur'an, Allah, Exodus, Jewish, Rosh Hashanah, Yom Kippur, Passover	Tier 2	worship, belief, celebrate, reflection	Tier 3	control, forgiveness, festival, community	<div style="border: 1px solid blue; padding: 5px;"> <h3 style="text-align: center;">Science</h3> <div style="text-align: center; margin-bottom: 10px;"> <h4 style="margin: 0;">Sound</h4> </div> <table border="1" style="width: 100%; border-collapse: collapse;"> <tr> <td style="width: 5%; text-align: center;">Tier 3</td> <td>Vacuum, decibel meter</td> </tr> <tr> <td style="text-align: center;">Tier 2</td> <td>Vibrations, particles, absorb, defender, insulate, decibels, amplitude, high pitch, low pitch</td> </tr> <tr> <td style="text-align: center;">Tier 1</td> <td>Eardrum, waves, signal, medium, source, energy, echo, material, reflect, volume, power, pitch, instruments, orchestra</td> </tr> </table> </div>	Tier 3	Vacuum, decibel meter	Tier 2	Vibrations, particles, absorb, defender, insulate, decibels, amplitude, high pitch, low pitch	Tier 1	Eardrum, waves, signal, medium, source, energy, echo, material, reflect, volume, power, pitch, instruments, orchestra								
Tier 1	Ibadah, Ramadan, Eid-ul-Fitr, Islam, Muslim, Surah, Qur'an, Allah, Exodus, Jewish, Rosh Hashanah, Yom Kippur, Passover																						
Tier 2	worship, belief, celebrate, reflection																						
Tier 3	control, forgiveness, festival, community																						
Tier 3	Vacuum, decibel meter																						
Tier 2	Vibrations, particles, absorb, defender, insulate, decibels, amplitude, high pitch, low pitch																						
Tier 1	Eardrum, waves, signal, medium, source, energy, echo, material, reflect, volume, power, pitch, instruments, orchestra																						
		<div style="border: 1px solid white; padding: 5px; background-color: #f0f0f0;"> <h3 style="text-align: center;">Fab Friday</h3> <table border="1" style="width: 100%; border-collapse: collapse;"> <tr> <td style="text-align: center;">Forest School/Cookery</td> </tr> <tr> <td style="text-align: center;">Pupil Voice</td> </tr> <tr> <td style="text-align: center;">P.E</td> </tr> </table> </div>		Forest School/Cookery	Pupil Voice	P.E																	
Forest School/Cookery																							
Pupil Voice																							
P.E																							