

# Curriculum Map



## Year 2

### Multi-ability Cog Focus & Learning Journeys

◆ Exceeding   ■ Expected   ▲ Working towards

#### Unit 1



- I know where I am with my learning and I have begun to challenge myself ◆
- I try several times if at first I don't succeed and I ask for help when appropriate ■
- I can follow instructions, practise safely and work on simple tasks by myself ▲

#### Unit 2



- I show patience and support others, listening well to them about our work. I am happy to show and tell them about my ideas ◆
- I can help praise and encourage others in their learning ■
- I can work sensibly with others, taking turns and sharing ▲

#### Unit 3



- I can understand the simple tactics of attacking and defending. I can explain what I am doing well and I have begun to identify areas for improvement ◆
- I can begin to order instructions, movements and skills. With help I can recognise similarities and differences in performance and I can explain why someone is working or performing well ■
- I can understand and follow simple rules and can name some things I am good at ▲

#### Unit 4



- I can make up my own rules and versions of activities. I can respond differently to a variety of tasks or music and I can recognise similarities and differences in movements and expression ◆
- I can begin to compare my movements and skills with those of others. I can select and link movements together to fit a theme ■
- I can explore and describe different movements ▲

#### Unit 5



- I can perform and repeat longer sequences with clear shapes and controlled movement. I can select and apply a range of skills with good control and consistency ◆
- I can perform a range of skills with some control and consistency. I can perform a sequence of movements with some changes in level, direction or speed ■
- I can perform a single skill or movement with some control. I can perform a small range of skills and link two movements together ▲

#### Unit 6



- I can describe how and why my body feels during and after exercise. I can explain why we need to warm up and cool down ◆
- I can say how my body feels before, during and after exercise. I use equipment appropriately and move and land safely ■
- I am aware of why exercise is important for good health ▲

### Weeks

### Fundamental Movement Skill Focus

1-3

Coordination:  
Footwork  
**(FUNS Station 10)**

4-6

Static Balance:  
One Leg  
**(FUNS Station 1)**

7-9

Dynamic Balance  
to Agility:  
Jumping and Landing  
**(FUNS Station 6)**

10-12

Static Balance:  
Seated  
**(FUNS Station 2)**

13-15

Dynamic Balance:  
On a Line  
**(FUNS Station 5)**

16-18

Static Balance:  
Stance  
**(FUNS Station 4)**

19-21

Coordination:  
Ball Skills  
**(FUNS Station 9)**

22-24

Counter Balance:  
With a Partner  
**(FUNS Station 7)**

25-27

Coordination:  
Sending and Receiving  
**(FUNS Station 8)**

28-30







Agility:  
Reaction/Response  
**(FUNS Station 12)**

31-33

Agility:  
Ball Chasing  
**(FUNS Station 11)**

34-36







Static Balance:  
Floor Work  
**(FUNS Station 3)**

Lesson	Warm-up	Skill	Application	Review
1 <small>(Baseline assessment)</small>	Rock, Paper Scissors 	Coordination: Footwork (FUNS 10) – Challenges	Matching Pairs	Time Shares
2	Rock, Paper Scissors 	Coordination: Footwork (FUNS 10) – Challenges	Follow the Leader	Time Shares
3	Rock, Paper Scissors 	Coordination: Footwork (FUNS 10) – Challenges	Matching Pairs	Time Shares
4	Stuck in the Mud 	Static Balance: One Leg (FUNS 1) – Challenges	Balloon Balance	Time Shares
5	Stuck in the Mud 	Static Balance: One Leg (FUNS 1) – Challenges	Mirror Image	Time Shares
6 <small>(Revisit assessment)</small>	Stuck in the Mud 	Static Balance: One Leg (FUNS 1) – Challenges	Balloon Balance	Time Shares







# Unit 1

Lesson	Warm-up	Skill	Application	Review
1 <small>(Baseline assessment)</small>	Race Walking 	Dynamic Balance: On a Line (FUNS 5) – Challenges	Balance Circuit	Questions Carousel
2	Race Walking 	Dynamic Balance: On a Line (FUNS 5) – Challenges	Rock, Paper, Scissors (adapted)	Questions Carousel
3	Race Walking 	Dynamic Balance: On a Line (FUNS 5) – Challenges	Balance Circuit	Questions Carousel
4	Line Out 	Static Balance: Stance (FUNS 4) – Challenges	Balance Transfer (competitive)	Questions Carousel
5	Line Out 	Static Balance: Stance (FUNS 4) – Challenges	Develop Combinations	Questions Carousel
6 <small>(Revisit assessment)</small>	Line Out 	Static Balance: Stance (FUNS 4) – Challenges	Balance Transfer (competitive)	Questions Carousel







# Unit 3

Lesson	Warm-up	Skill	Application	Review
1 <small>(Baseline assessment)</small>	Stepping Stones 	Dynamic Balance to Agility: Jumping and Landing (FUNS 6) – Challenges	Develop Combinations (competitive)	Taps for Congrats
2	Stepping Stones 	Dynamic Balance to Agility: Jumping and Landing (FUNS 6) – Challenges	Develop Combinations (cooperative)	Taps for Congrats
3	Stepping Stones 	Dynamic Balance to Agility: Jumping and Landing (FUNS 6) – Challenges	Develop Combinations (competitive)	Taps for Congrats
4	Find & Select Shapes 	Static Balance: Seated (FUNS 2) – Challenges	Mirror Image	Taps for Congrats
5	Find & Select Shapes 	Static Balance: Seated (FUNS 2) – Challenges	Exchange Objects in 4s (cooperative)	Taps for Congrats
6 <small>(Revisit assessment)</small>	Find & Select Shapes 	Static Balance: Seated (FUNS 2) – Challenges	Exchange Objects (competitive)	Taps for Congrats







# Unit 2

Lesson	Warm-up	Skill	Application	Review
1 <small>(Baseline assessment)</small>	Grand Prix 	Coordination: Ball Skills (FUNS 9) – Challenges	Getting Around Us (cooperative)	Badge of Honour
2	Grand Prix 	Coordination: Ball Skills (FUNS 9) – Challenges	All Routes	Badge of Honour
3	Grand Prix 	Coordination: Ball Skills (FUNS 9) – Challenges	Getting Around Us (competitive)	Badge of Honour
4	On the Mat 	Counter Balance: With a Partner (FUNS 7) – Challenges	Rollerball	Badge of Honour
5	On the Mat 	Counter Balance: With a Partner (FUNS 7) – Challenges	Lean Away	Badge of Honour
6 <small>(Revisit assessment)</small>	On the Mat 	Counter Balance: With a Partner (FUNS 7) – Challenges	Rollerball	Badge of Honour

# Unit 4

Lesson	Warm-up	Skill	Application	Review
1 (Baseline assessment)	Ball Tricks 	Coordination: Sending and Receiving <b>(FUNS 8)</b> – Challenges	Collect Your Rebound	Gift Cards
2	Ball Tricks 	Coordination: Sending and Receiving <b>(FUNS 8)</b> – Challenges	Juggle Challenge	Gift Cards
3	Ball Tricks 	Coordination: Sending and Receiving <b>(FUNS 8)</b> – Challenges	Beat the Buzzer	Gift Cards
4	Ball Handling 	Agility: Reaction/Response <b>(FUNS 12)</b> – Challenges	Quick off the Mark	Gift Cards
5	Ball Handling 	Agility: Reaction/Response <b>(FUNS 12)</b> – Challenges	Copy Your Partner	Gift Cards
6 (Revisit assessment)	Ball Handling 	Agility: Reaction/Response <b>(FUNS 12)</b> – Challenges	Cooperative Challenges	Gift Cards

# Unit 5

Lesson	Warm-up	Skill	Application	Review
1 (Baseline assessment)	Scramble Madness 	Agility: Ball Chasing <b>(FUNS 11)</b> – Challenges	Tunnels	Always, Sometimes, Rarely
2	Scramble Madness 	Agility: Ball Chasing <b>(FUNS 11)</b> – Challenges	Develop Combinations	Always, Sometimes, Rarely
3	Scramble Madness 	Agility: Ball Chasing <b>(FUNS 11)</b> – Challenges	Tunnels	Always, Sometimes, Rarely
4	The Hairy, Scary Woods 	Static Balance: Floor Work <b>(FUNS 3)</b> – Challenges	Front Curling	Always, Sometimes, Rarely
5	The Hairy, Scary Woods 	Static Balance: Floor Work <b>(FUNS 3)</b> – Challenges	Reverse Formation	Always, Sometimes, Rarely
6 (Revisit assessment)	The Hairy, Scary Woods 	Static Balance: Floor Work <b>(FUNS 3)</b> – Challenges	Front Curling	Always, Sometimes, Rarely

# Unit 6