

**T**

**he Heffington Post**

**26th May 2020**



Every Moment Matters



***"The way I see it,  
if you want the  
rainbow, you  
gotta put up with  
the rain."***

—DOLLY PARTON—

This young lady has been busy baking again and after 5 weeks of holding bake sales in her front garden she's raised over £750 for the NHS! Here she is with her family wearing matching 'We're all in this together' T-shirts as they celebrate a job well done. A fantastic effort that she should be mightily proud of.





More poetry writing talent to share! Here we have three poems written by one of our Year 3 pupils in the style of Kenning. Super work!

KENNING POEMS BY S.WADDINGTON



Mouse-killer  
Night-hunter  
Sleep-seeker  
Fur-shedder  
Food-beggar



Sand-drenching  
Turquoise-tumbling  
Boat-bobbling  
Tide-crashing  
Pebble-dashing  
Cliff-smashing

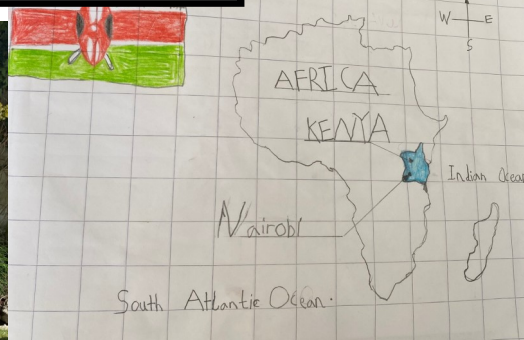


Bread-heater  
Breakfast-bringer  
Food-flinger  
Metal-holder  
Kitchen-helper

This little chap has been busy helping to plant hanging baskets and making heavy cake from his granny's recipe. Yummy!




Below are some pictures of just a sample of what this young chap has been up to. He has been busy finding out about foods of the world, Kenya, Earthquakes and has been dressing up as a historical character. Well done! Work to be very proud of!




Foods of the world.

Country	Food	Description
Iceland	Porrannatur	A selection of fish and meat.
Sweden	Gravlox	Salmon in salt, sugar and dill.
France	Ratatouille	A dish of stewed vegetables.
Canada	poutine	Chips with cheese curd and gravy.





No Eurovision Song Contest, I hear you say? Well this family had the perfect answer for that! On Saturday night, as the Eurovision Song Contest was cancelled, these two sisters decided to host a Zoom Eurovision-themed quiz night for their family and friends around the country. They dressed as Terry Wogan and Graham Norton for the first half and, after a swift costume change in the interval, reappeared as Lena from Germany (winner, 2010) and Emmelie (winner, 2013). The girls made flags for the European flag round and they wrote questions for the European trivia, Eurovision and European celebrity 'Who Am I?' rounds. Finally, as they had asked all of the contestants to dress up as their favourite Eurovision act, they awarded bonus points (from douze points right down to nul points!) to their guests. People tuned in from Cheltenham, Exeter and East Sussex to join the fun!! A fantastic idea! And if that hadn't kept the girls busy enough, below are two superb poems and a beautifully deigned Pirates' Kit. Phew! What a busy week.

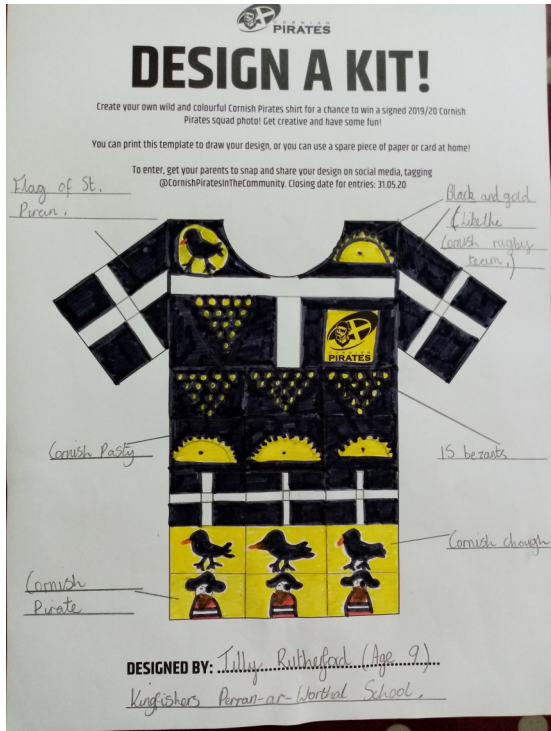


*Cornish Coast By Tilly, Ruthford (Kingfishers)*

1. Sitting on the rocks, looking at the view  
Like a seascape that an artist just drew,  
Whenever you look, you see something new!
2. Shielding myself against the driving rain,  
The beauty of this scene hard to explain,  
My love for this country never will wane.
3. Inquisitive seagulls flock all around,  
They wonder if lunch they've finally found,  
On how they squawk, what a deafening sound!
4. Waves crashing by, how they bubble and foam,  
Where are they going? They'll never find home,  
Searching for something, they always will roam.
5. The waves crash with rhythm, they ebb and flow,  
I wish I could stay here and never go.  
This rugged (Cornwall, how) I love it so.



*A poem for my lovely sister Tilly.*  
Thank you...  
For the games you play,  
For being kind every day  
For teaching me to take  
my turn,  
For making it so much  
fun to learn.  
For walking with me hand  
in hand,  
For making castles in the  
sand,  
For cooking, making, working, singing,  
For all the fun that you've  
been bringing.  
By Alice.





If you want to know more about this Year 3 pupil, this Kennings style poem she has written will tell you all you need to know. Super work!

And below is a poem written by another talented Year 3 child.

# All About ME!!

- SUGAR-LOVER
- CARD-MAKER
- SUNSHINE-PLAYER
- STITCH-OBSESSION
- BALLET-ADDICTED
- MESS-CREATOR
- BUMBLEBEE-EYELASHES
- PIANO-PLAYER
- SCOOTER-GIRL
- ANNOYING-PEEP
- SLIME-WANTER
- SQUISHY-SQUISHER
- TYPER TECHNOLOGY



The End




Beautiful - bright  
 Colourful - everywhere  
 Full of delight  
 Love - them,  
 Care for them,  
 Wonderful colours everywhere.



If you have not had time to design a kit or a mascot for the Pirates yet, then see below for another example of some great ideas created by one of our Year 4 pupils.



Below is the very impressive completed Geography project from one of our Year 4 pupils along with a lovely picture of Captain Tom and a super piece of art work made from shells.



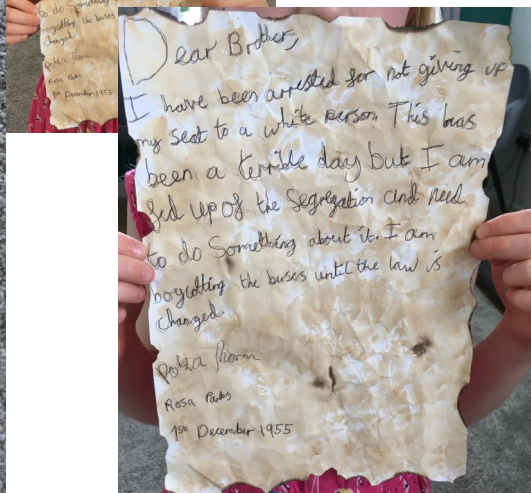
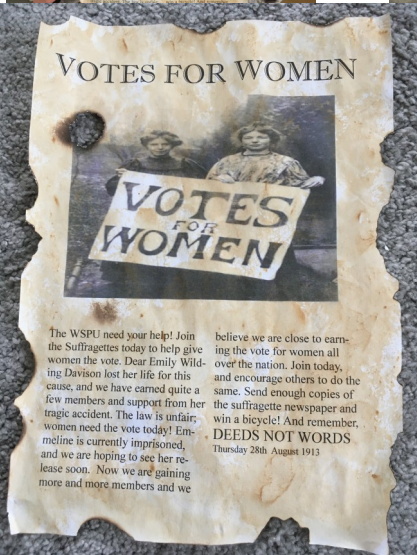





A Happy 10th Birthday shout out to this young lady! Below are a few pictures of her cake and Go Kart present as well as a new play house being built with Dad. The birthday girl also made her family a delicious pasta dinner from her new cookbook. But there was still time for some writing as this Year 5 pupil created a fun limerick about her new dog, Flame, who can also be seen in one of the pictures below 'helping' with gardening! What a wonderful birthday week!





This Year 2 child has taken the theme of Africa to the next level, creating her own African drum which she painted with a rainbow.



These two sisters are very proud of the projects they worked on this week. They looked at important women in history and made old style posters. The Year 6 pupil researched the suffragettes whilst her younger sister wrote a letter from Rosa Parks. What super results!



This Year 3 pupil has been busy over the past few Fabulous Fridays building what started out to be a car run but turned into a marble run and then a gravel run! Science also came in to the construction where he experimented with the run at different heights to see which one was the best. An engineer in the making! Well done!



These two siblings have had a very busy week in the kitchen with lots of food making going on here; pasties, paneer cheese and elderflower cordial. Delicious! They have also enjoyed exploring Devichoy's Wood Nature Reserve, including stream dipping and wildflower ID. What a great week!






This week has been silage week on the farm so these two sisters decided to spend time learning about how it's done, a lot of maths counting bales, history learning about the burrows over the mine ruins in the fields and finding out how to identify the trees on them followed by some very determined use of special graphics software to produce a poster and a book all about what they learnt. A very impressive end result for both sisters. They should be very proud of their work! Well done!



Below are just a few pages from the impressive booklet created by the older sister about how silage is created.



### Step 1 Growing the Grass

Grow the grass long



First, make sure you have good soil, all plants need it to help them grow. For silage farmers use kits to test the pH and nutrients in the soil. Then they add fertiliser if they need to get it just right.

Different types of grass are used for different things, you can buy lots of special mixes of seed from farm stores or on-line, it is important to think when you want the crop to be ready, where it will grow and how much you want to harvest from it (called the yield), just like planning a vegetable garden.

Sow the right seed as it tells you to, once you have sown it you roll it, going in different directions so it's properly in the soil.

As the grass grows farmers check it, sometimes they put more fertiliser on, sometimes they seed it again.

Whilst it is growing a silage crop looks just like a field of grass, most people don't realise what it is.



### Step 2 Cutting

Cut the grass when ready and good weather



Cutting is done just as the grass has the right amount of nutrients, farmers know this from experience, some take test cuts, some can tell by looking at it, like Grandpa.

Some farmers take more than one cut from each crop of grass, so they cut it first earlier in the year, let it grow back and cut again.

Certain plants, like red clover, give the silage more protein.

To cut the grass you attach the mower to the tractor, like a giant lawnmower. The edge of the field is cut first this gives the farmer space to turn, called the head, which is really important in some of the small odd shaped fields many farms in Cornwall have.



### Step 3 Tedding

Turning and Spreading the so it can dry



After about a day when the top of the grass is dry turn it over so it can get an equal amount of drying on all of the grass. Sometimes tedding needs doing more than once.

If it rains, or is damp, the grass will need to be tedded and left longer to dry. This is why it is important to plan the harvest when there are several dry days ahead.

It is important to let the grass dry before baling as if it is too wet it will rot and be no good as feed for the animals.

Fields can look messy whilst they are drying, but it is important to stick to footpaths and ALWAYS clean up after your dog!







### IMPORTANT MESSAGE REGARDING INTERNET SAFETY FROM THE POLICE:

ROBLOX is an online game platform and game creation system that allows users to design their own games and play a wide variety of different games created by other users. There is an emerging trend for young children who are playing on the ROBLOX's app to be contacted by other game players when within a game. These do not have to be confirmed friends, anyone within that game can contact another player.

The children are being threatened that their gaming account will be hacked or similar if they do not provide and share indecent images/videos of themselves. When located and spoken to, the parents were unaware of the ability for in-game communication with strangers – with this communication being text rather than chat, with no obvious history of these chats to trace once ended. Recently, indecent videos have been located and reported back to D&C by YouTube with first generation footage being uploaded by children as young as 8 years old following these kinds of threats. Please be alert and report any concerns relating to this to the police immediately. Thank you for your help. D&C Police.

### ***Tune in to your Teacher once a week for a Zoom call!***

Want to chat to your teacher and your friends all at the same time? Then don't look any further! The teachers are going to be holding a Zoom meeting session once a week for you to tune in to where you will also see your friends, if they decide they want to tune in too! Each week, parents will be emailed the Zoom link for that week's meeting. All you need to do is click on the link at the time and day it is booked for and you will be able to join in the weekly chat. If there are any glitches in the first session or two, please bear with us until we have fully ironed out any problems. We look forward to 'seeing' you all soon!

